

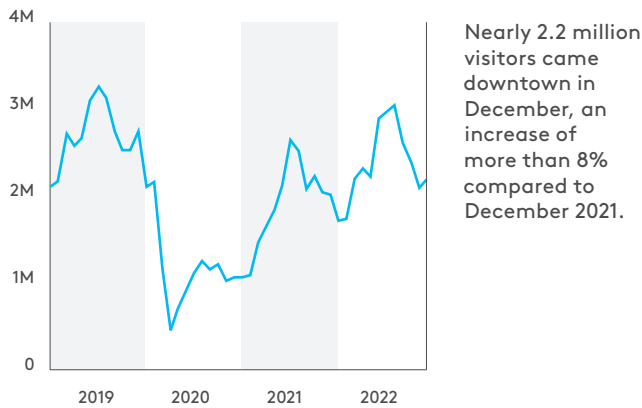
# Downtown Recovery Dashboard

JANUARY 2023 / DECEMBER DATA

Downtown Seattle was the first American urban center to experience the impacts of COVID-19, enduring a sudden economic downturn. As downtown continues to recover, DSA will publish a monthly Recovery Dashboard examining key recovery metrics. The data sets provide a comparison point to the same time period in 2019. Additionally, the dashboard will feature notable stories that provide context regarding downtown's recovery, renewal and reemergence.

## Visitors

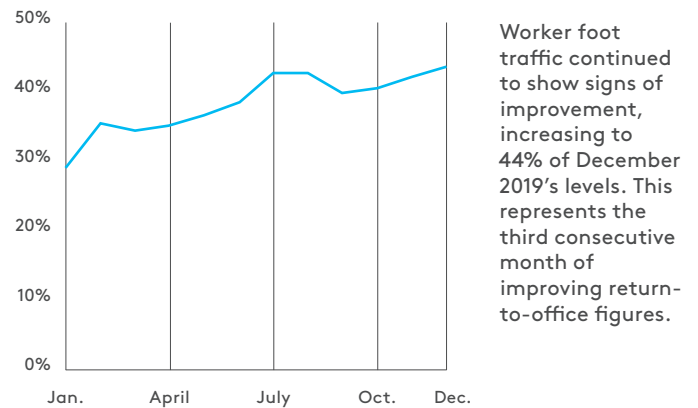
Total monthly visitors since 2019



Source: Placer.ai

## Return to Office

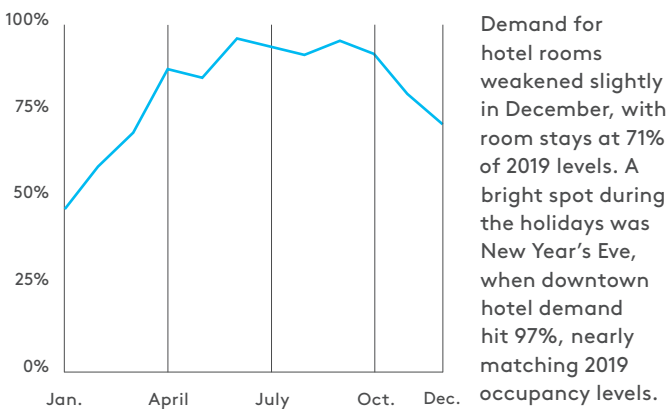
Percentage of 2019 worker foot traffic to 2022



Source: Placer.ai

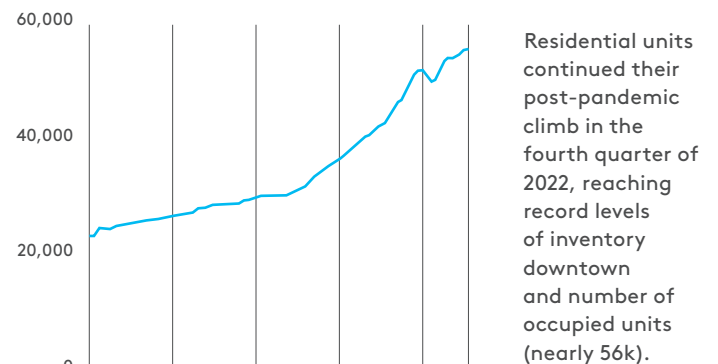
## Hotel Room Demand

Monthly hotel rooms sold compared to 2019



Sources: Visit Seattle, STR

## Occupied Apartment Units



Source: CoStar

# Of Note in Downtown



**11%**

**ridership increase**

*Average weekday King County Metro ridership for December 2022 was up 11% over December 2021.*



**55,811**

**occupied residential units**

*The last quarter of 2022 saw a record 55,811 occupied residential units in downtown—an increase of more than 5,000 units since Q4 2020.*



**2,784**

**graffiti tags removed**

*The DSA/MID Clean Team removed 2,784 graffiti tags and/or stickers from public infrastructure and private property in December 2022.*

## Coming Up in Downtown



The Seattle Convention Center Summit building opens this week, hosting Redfin's Roadshow 2023 Seattle conference. More than 1,600 attendees are expected for the building's first event Jan. 12-13. The Arch building will be hosting two events at the end of the month expected to draw crowds of more than 11,000 people – the Northwest Remodeling Expo (Jan. 20-22) and Seattle Wedding Show (Jan. 28-29).



Credit: Alan Alabastro Photography

DSA member Wing Luke Museum will be hosting a celebration to usher in the Year of the Rabbit on Jan. 28. The Lunar New Year fair begins at 10 a.m. with a lion dance.



Credit: Seattle Kraken

The Seattle Kraken continue their playoff push with six straight games on home ice starting Jan. 16 after seven straight on the road. The Kraken enter this stretch at third in the Pacific Division.

### NOTES ON SOURCES

Downtown foot traffic data are provided by Placer.ai and are based on cell phone location data. Each person is counted once per day. International visitors are not included. Subsets of this data in the charts are as follows:

- Office worker presence is estimated based on visits by workers who were present between 8 a.m. and 6 p.m. on weekdays in the downtown neighborhoods with the heaviest concentration of office space.\*
- Total visitors includes those who do not live or work downtown. It does not include international visitors.

- Hotel data are based on monthly reports from STR, provided by Visit Seattle.
- Apartment occupancy data are from CoStar. This is reported quarterly but the current quarter data are updated in real-time as new information is added to the database.

*\*Note that workers who have not visited their work site in the past 90 days are classified as "visitors" until they are regularly visiting their work site at least three times in a one-week period.*